



Santai Science Inc.

# Santai Adaptor Kit for 800g, 1600g, 3kg and 5kg Flash Columns

— Mode II


1. New luer connector kit for large columns (800g, 1600g, 3kg and 5kg) (Santai Item# BLL-0304, FN-P331 and FF-P359) consists of four main components as follows.



Luer Connector for Inlet



Luer Connector for Outlet



Flangeless Nut for 1/8" OD Tubing




Flangeless Ferrule for 1/8" OD Tubing




Product Picture	Santai Item#	Description
	BLL-0304	New luer connector kit for large column (800g, 1600g, 3kg and 5kg)
	FN-P331	Flangeless Nut for 1/8 inch OD Tubing
	FF-P359	Flangeless Ferrule for 1/8 inch OD Tubing

2. Install the Luer connector for outlet at the outlet of the column. Install the Flangeless Nut with Flangeless Ferrule on it. Please refer the below pictures.



3. Install the Luer connector for inlet at the inlet of the column. This can be installed by hand and needs to be screwed in manually. Install the Flangeless Nut with Flangeless Ferrule on it. Please refer the below pictures.





4. The entire assembly will look like as shown in the below picture. Connect the inlet and outlet tubings from the Flash system to the outlet and inlet of the column.



**Santai Science Inc.**

☎ Tel: +1 514 505 1378

✉ Email: [order@santaisci.com](mailto:order@santaisci.com)      [support@santaisci.com](mailto:support@santaisci.com)

🌐 Web: [www.santaisci.com](http://www.santaisci.com)

📍 Add: 214 Brunswick, Pointe-Claire, Montréal, QC H9R 1A6, Canada